

Surface Defect Report

Typical Dent on Fuselage

Report Details

Project Name	dentCHECK-Demo	Created By	dentCHECK User	Scan Date	10-Aug-17
Tool Number	30151	Calibration Due	10-Mar-18	Report Date	12-Feb-20
Carrier	8tree Airlines	Serial / MSN	9123	Work Order No.	
Flight Hours	2500	Flight Cycle	70		
Comments	Typical SRM-Compliant Report for OEMs				

Dent / Bump Measurement

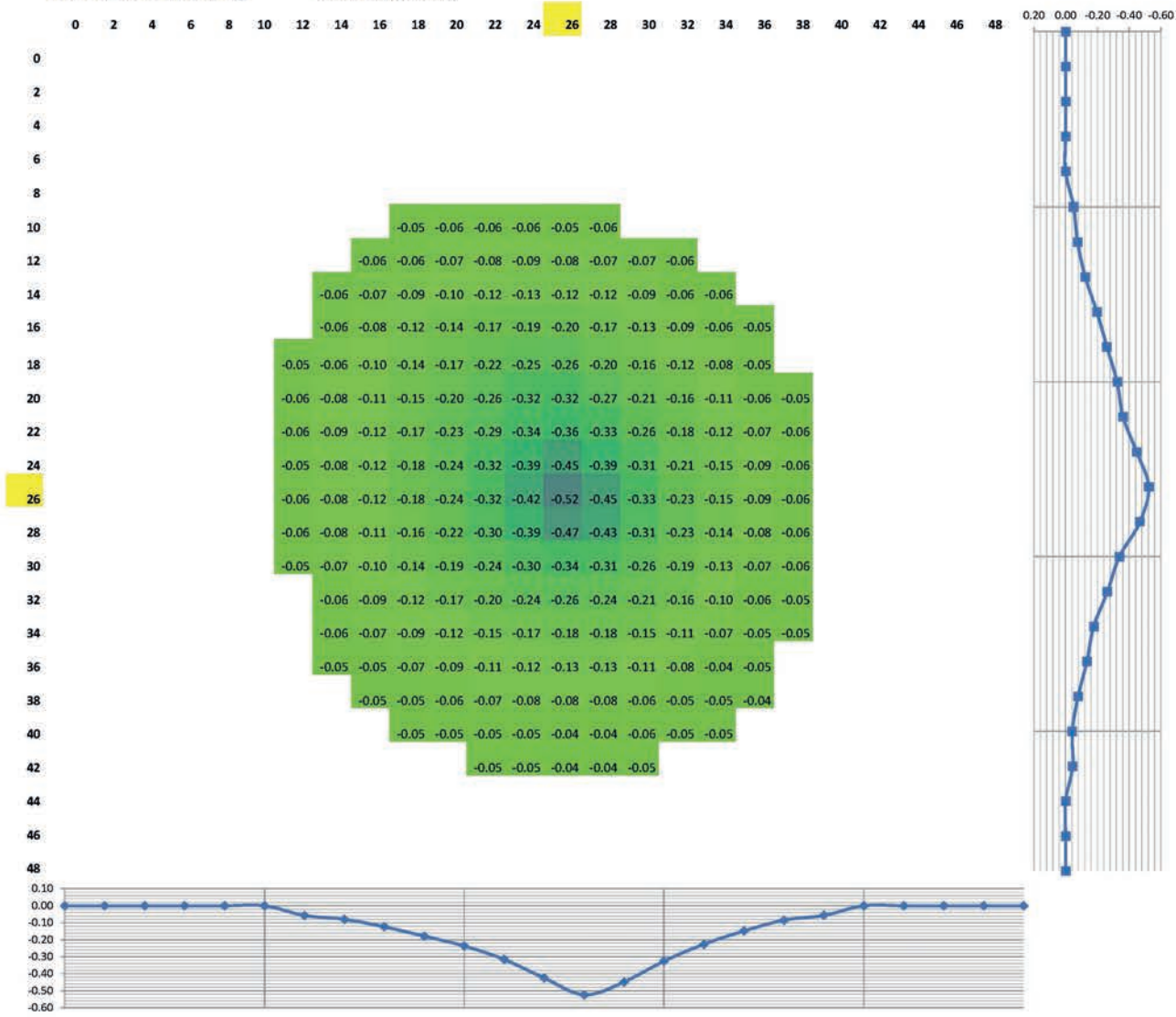
Max Depth	-0.52 mm	Small Diameter	25.5 mm	Region of Interest	#1
		Big Diameter	29.9 mm	Critical Ratio	-49

Stringer / Frame Distances

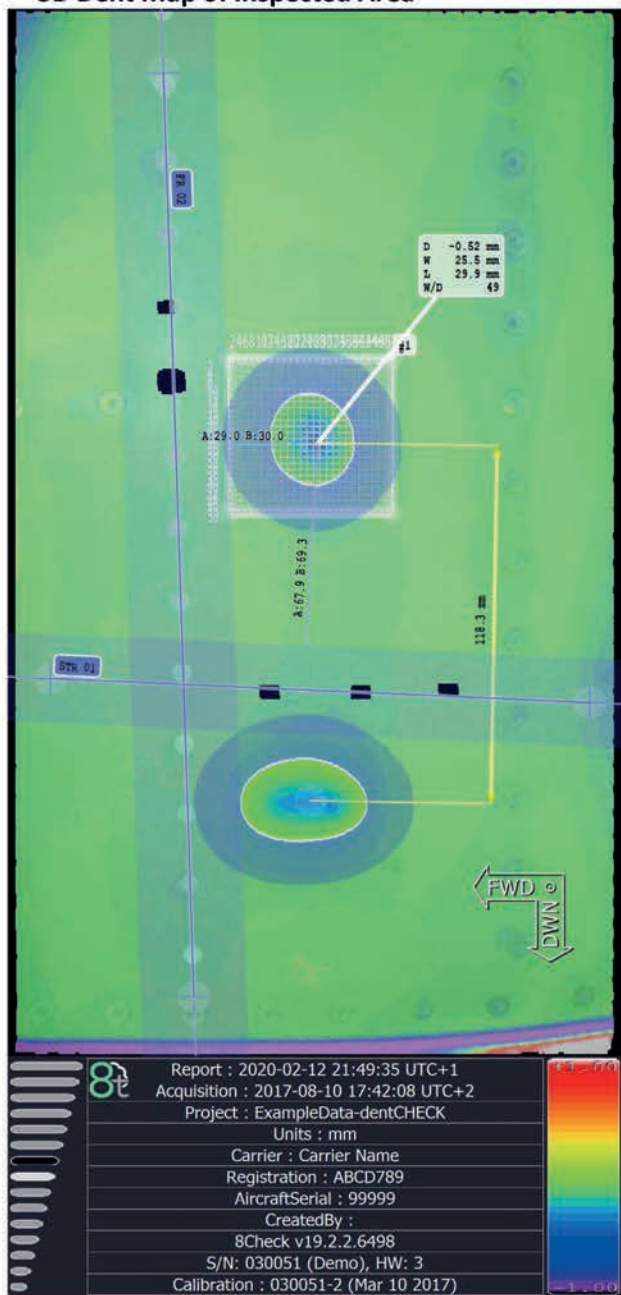
Reference no.	Reference Name	Safety Margin	Distance: Max to STR/FR	Distance: Edge to STR/FR
1	STR 01	15.0 mm	82.9 mm	69.3 mm
2	FR 02	15.0 mm	44.0 mm	30.0 mm

Defect Surface Map


2mm Cell Spacing



3D Dent Map of Inspected Area



2D Photo of Inspected Area (simultaneously captured)



- > dentCHECK measures dents, bumps, blend-outs, lightning strikes, multi-dents
- > Measure, Annotate, Report with the DRT Reporting Tool
- > Multi-Dent Reporting
- > Blendout Assistant + Reporting